

General information about company	
Scrip code	504220
Name of the company	W.S.INDUSTRIES (INDIA) LIMITED
Class of Security	EQUITY
Type of report	Quarterly
Quarter Ended	30-12-2017
Date of allotment / extinguishment (in case Capital Restructuring selected) / Listing Date	-
Shareholding pattern filed under	Regulation 31 (1) (b)

Sr. No.	Particular	Yes/No
1	Whether the Listed Entity has issued any partly paid up shares?	NO
2	Whether the Listed Entity has issued any Convertible Securities ?	NO
3	Whether the Listed Entity has issued any Warrants ?	NO
4	Whether the Listed Entity has any shares against which depository receipts are issued?	NO
5	Whether the Listed Entity has any shares in locked-in?	NO
6	Whether any shares held by promoters are pledge or otherwise encumbered?	YES
7	Whether company has equity shares with differential voting rights	NO

For W.S. INDUSTRIES (INDIA) LTD.



 B. SWAMINATHAN
 Chief Financial Officer

Table 1 - Summary Statement holding of specified securities

Category (i)	Category of shareholder (ii)	Nos. Of shareholders (iii)	No. of fully paid up equity shares held (iv)	No. of Party paid-up equity shares held (v)	No. Of Depository Receipts (vi)	Total nos. shares held (vii) = (iv)+(v)+(vi)	Shareholding as a % of total no. of shares (calculated as per SCRR, 1957) (viii)	Number of Voting Rights held in each class of securities (ix)			No. Of Underlying Shares Outstanding convertible securities (x)	No. Of Warrants Outstanding (xi)	Shareholding, as a % assuming full conversion of convertible securities (as a percentage of diluted share capital) (xii) = (vi)+(x)+(xi) As a % of (A+B+C2)	Number of Locked In shares (xiii)		Number of Shares pledged or otherwise encumbered (xiv)		Number of equity shares held in dematerialized form (xv)
								No of Voting (xiii) Rights	Class eg: X	Class Total				No. (a)	As a % of total Shares held (b)	No. (e)	As a % of total Shares held (f)	
(A)	Promoter & Promoter Group	15	9898485	0	0	9898485	46.82					46.82			2970000	30.00	9898485	
(B)	Public	8845	11241304	0	0	11241304	53.18					53.18			NA	NA	10540090	
(C1)	Non Promoter- Non Public																	
(C2)	Shares Underlying DRs																	
	Shares held by Employee Trusts						NA											
	Total	8860	21139789	0	0	21139789	100.00					100.00					20438575	


For W.S. INDUSTRIES (INDIA) LTD.



C. G. MINATHAN
Chief Financial Officer

Sr.	Category & Name of the Shareholders (i)	Nos. Of shareholders (ii)	No. of fully paid up equity shares held (iv)	No. Of Partly paid-up equity shares held (v)	No. Of shares underlying Depository Receipts (vii)	Total nos. shares held (vi) = (iv)+(v)+(vii)	Shareholding as a % of total no. of shares (calculated as per SCRR, 1957) As a % of (A+B+C2)	Number of Voting Rights held in each class of securities (ix)			No. Of Shares Underlying Outstanding convertible securities (x)	No. Of Warrants (xi)	No. Of Shares Underlying Outstanding convertible securities and No. Of Warrants (xii)	Shareholding, as a % assuming full conversion of convertible securities (as a percentage of diluted share capital) (xii) = (vii)+(x)+(xi) As a % of (A+B+C2)	Number of Locked in shares (xiii)		Number of Shares pledged or otherwise encumbered (xiv)		Number of equity shares held in dematerialized form (xv)	
								No of Voting Rights							Total as a % of Total Voting rights	No. (a)	As a % of total Shares held (b)	No. (a)		As a % of total Shares held (b)
								Class eg: X	Class eg: Y	Total										
(1)	Indian																			
a	Individual/Hindu Undivided Family	4	778396	0	0	778396	3.68	778396	0	778396	3.68						290000	37.26	778396	
b	Central Government/ State Governments																			
c	Financial Institutions / Banks																			
d	Any other (Specify)	10	8870748	0	0	8870748	41.96	8870748	0	8870748	41.96						2680000	30.21	8870748	
	Name																			
	Sub Total A(1)	34	9649144	0	0	9649144	45.64	9649144	0	9649144	45.64						2970000	30.78	9649144	
(2)	Foreign																			
a	Individual (Non resident individuals / Foreign individuals)	1	249341	0	0	249341	1.18	249341	0	249341	1.18						0	0.00	249341	
b	Government	0	0	0	0	0	0.00	0	0	0	0.00						0	0.00	0	
c	Institutions	0	0	0	0	0	0.00	0	0	0	0.00						0	0.00	0	
d	Foreign Portfolio Investor	0	0	0	0	0	0.00	0	0	0	0.00						0	0.00	0	
e	Any other (Specify)	0	0	0	0	0	0.00	0	0	0	0.00						0	0.00	0	
	Sub Total A(2)	1	249341	0	0	249341	1.18	249341	0	249341	1.18						0	0.00	249341	
	Total shareholding of Promoter and Promoter Group (A) = (A(1)) + (A(2))	35	9898485	0	0	9898485	46.82	9898485	0	9898485	46.82						2970000	30.00	9898485	


For W.S. INDUSTRIES (INDIA) LTD.



B. SWAMINATHAN
Chief Financial Officer

Sr.	Category & Name of the Shareholders (I)	Nos. Of shareholders (III)	No. of fully paid up equity shares held (IV)	No. Of Partly paid-up equity shares held (V)	No. Of shares underlying Depository Receipts (VI)	Total nos. shares held (VII) = (IV)+(V)+(VI)	Shareholding as a % of total no. of shares (calculated as per SCRR, 1957) As a % of (A+B+C2)	Number of Voting Rights held in each class of securities (IX)			No. Of Shares Underlying Outstanding convertible securities and Warrants (X)	No. Of Shares Underlying Outstanding convertible securities and Warrants (XI)	Shareholding, as a % assuming full conversion of convertible securities (XII)	Number of Locked in shares (XIII)		Number of Shares pledged or otherwise encumbered (XIV)	Number of equity shares held in dematerialized form (XV)	
								No of Voting Rights (XIV)						Total as a % of Total Voting rights	No. (a)			as a % of total Shares (a)
								Class eg. X	Class eg. Y	Total								
(1)	Institutions																	
a	Mutual Funds/UTI	2	400	0	0	400	0.00	400		0.00		0.00				NA	0	
b	Venture capital Funds	0	0	0	0	0	0.00	0		0.00		0.00				NA	0	
c	Alternate Investment Funds	0	0	0	0	0	0.00	0		0.00		0.00				NA	0	
d	Alternate Venture Capital Investors	0	0	0	0	0	0.00	0		0.00		0.00				NA	0	
e	Foreign Portfolio Investors	0	0	0	0	0	0.00	0		0.00		0.00				NA	0	
f	Financial Institutions / Banks	5	71305	0	0	71305	0.34	71305		0.34		0.34				NA	71033	
g	Insurance Companies	1	269546	0	0	269546	1.28	269546		1.28		1.28				NA	269546	
h	Provident Funds / Pension Funds	0	0	0	0	0	0.00	0		0.00		0.00				NA	0	
i	Any other (Specify) - Foreign Banks	0	0	0	0	0	0.00	0		0.00		0.00				NA	0	
	Sub Total B(1)	8	341251	0	0	341251	1.61	341251		1.61		1.62				NA	340579	
(2)	Central Government / State Government / President of India																	
	INVESTOR EDUCATION AND PROTECTION FUN	1	268337	0	0	268337	1.27	268337		1.27		1.27				NA	268337	
	Sub Total B(2)	1	268337	0	0	268337	1.27	268337		1.27		1.27				NA	268337	
(3)	Non-Institutions																	
a	Individuals																	
	Individual Shareholders holding Nominal Share Capital upto Rs.2 Lakhs	8551	4387150	0	0	4387150	20.75	4387150		20.75		20.75				NA	4023413	
	Individual Shareholders holding Nominal Share Capital in excess of Rs.2 Lakhs	40	2826125	0	0	2826125	13.37	2826125		13.37		13.37				NA	2776385	
b	NBFCs Registered with RBI	1	6394	0	0	6394	0.03	6394		0.03		0.03				NA	6394	
c	Employee Trusts	0	0	0	0	0	0.00	0		0.00		0.00				NA	0	
	Overseas Depositories (holding DRs) (balancing figure)	0	0	0	0	0	0.00	0		0.00		0.00				NA	0	
e	Any other	244	3412047	0	0	3412047	16.14	3412047		16.14		16.14				NA	3124982	
	Sub Total B(3)	8836	10631716	0	0	10631716	50.29	10631716		50.29		50.29				NA	9931174	
	Total Public Shareholding (B) = (B)(1)+(B)(2)+(B)(3)	8845	11241304	0	0	11241304	53.18	11241304		53.18		53.18				NA	10540090	
	TOTAL (A) + (B)	8860	21139789	0	0	21139789	100.00	21139789		100.00		100.00				NA	20438575	

For W.S. INDUSTRIES (INDIA) LTD.




B. SWAMINATHAN
Chief Financial Officer

Table IV - Statement showing shareholding pattern of the Non Promoter- Non Public shareholder

Sr.	Category & Name of the Shareholders (I)	Nos. Of shareholders (III)	No. of fully paid up equity shares held (IV)	No. Of Partly paid-up equity shares held (V)	No. Of shares underlying Depositor Receipts (VI)	Total nos. shares held (VII) = (IV)+(V)+(VI)	Shareholding as a % of total no. of shares (calculated as per SCRR, 1957) (VIII) As a % of (A+B+C2)	Number of Voting Rights held in each class of securities (X)			No. Of Shares Underlying Outstanding convertible securities (X)	No. Of Warrants (XI)	No. Of Shares Underlying Outstanding convertible securities and No. Of Warrants (XI) (a)	Shareholding, as a % assuming full conversion of convertible securities (as a percentage of diluted share capital) (XII) = (VII)+(X) As a % of (A+B+C2)	Number of Locked in shares (XIII)		Number of Shares pledged or otherwise encumbered (XIII)		Number of equity shares held in dematerialized form (XIV)	
								No of Voting (XIV) Rights							Total as a % of Total Voting rights	No. (a)	As a % of total Shares held (b)	No. (a)		As a % of total Shares held (b)
								Class eg: X	Class eg: Y	Total										
(1)	Custodian / DRHolder																			
(a)	Name of DR Holder if																		NA	
(2)	Employee Benefit Trust (under SEB(Share Based Employee Benefit) Regulations, 2014)																		NA	
	Total Non-Promoter - Non Public Shareholding (C) = (C)	0	0	0	0	0	0	0	0	0	0	0	0	0	0	0	0	0	NA	
	(1) + (C) (2)																		NA	

For W.S. INDUSTRIES (INDIA) LTD.


 B. SWAMINATHAN
 Chief Financial Officer