


General information about company	
Scrip code	504220
Name of the company	W.S.INDUSTRIES (INDIA) LIMITED
Class of Security	EQUITY
Type of report	Quarterly
Quarter Ended	31-12-2016
Date of allotment / extinguishment (in case Capital Restructuring selected) / Listing Date	
Shareholding pattern filed under	Regulation 31 (1) (b)


Sr. No.	Particular	Yes/No
1	Whether the Listed Entity has issued any partly paid up shares?	NO
2	Whether the Listed Entity has issued any Convertible Securities ?	NO
3	Whether the Listed Entity has issued any Warrants ?	NO
4	Whether the Listed Entity has any shares against which depository receipts are issued?	NO
5	Whether the Listed Entity has any shares in locked-in?	NO
6	Whether any shares held by promoters are pledge or otherwise encumbered?	YES
7	Whether company has equity shares with differential voting rights	NO



[Handwritten Signature]

Table L - Summary Statement holding of specified securities

Category (i)	Category of shareholder (ii)	Nos. Of shareholders (iii)	No. of fully paid up equity shares held (iv)	No. Of Partly paid-up equity shares held (v)	No. Of underlying Depository Receipts (vi)	Total nos. shares held (vii) = (iv)+(v)+(vi)	Shareholding as a % of total no. of shares (calculated as per SCRR, 1957) (viii) As a % of (A+B+C2)	Number of Voting Rights held in each class of securities (ix)			No. Of Shares Underlying convertible securities (x)	No. Of Warrants (xi)	No. Of Underlying convertible securities and No. Of Warrants (xii) (e)	Shareholding, as a % assuming full conversion of convertible securities (as a diluted share capital) (XII) = (VII)+(X)+(XII) As a % of (A+B+C2)	Number of Locked in shares (XIII)		Number of Shares pledged or otherwise encumbered (XIV)		Number of equity shares held in dematerialized form (XV)
								Class eg. X	Class eg. Y	Total					No. (a)	As a % of total Shares held (b)	No. (e)	As a % of total Shares held (f)	
(A)	Promoter & Promoter Group	15	9892485	0	0	9892485	46.82						46.82			2970000	30.00	9892485	
(B)	Public	9695	11241304	0	0	11241304	53.18						53.18				NA	10289941	
(C)	Non Promoter- Non Public																NA		
(C1)	Shares Underlying DRs																NA		
(C2)	Shares held by Employee Trusts	9710	21139789	0	0	21139789	NA										NA	20188426	
	Total						100.00						100.00						



[Handwritten signature]

Table II - Statement showing shareholding pattern of the Promoter and Promoter Group																				
Sr.	Category & Name of the Shareholders (I)	Nos. Of shareholders (III)	No. of fully paid up equity shares held (IV)	No. Of Partly paid-up equity shares held (V)	No. Of shares underlying Depository Receipts (VI)	Total nos. shares held (VII) = (IV)+(V)+(VI)	Shareholding as a % of total no. of shares (calculated as per SCRR, 1957) (VIII) As a % of (A+B+C2)	Number of Voting Rights held in each class of securities (IX)			No. Of Shares Underlying Outstanding convertible securities (X)	No. Of Warrants (XI)	No. Of Shares Underlying Outstanding convertible securities and No. Of Warrants (XI) (a)	Shareholding, as a % assuming full conversion of convertible securities (as a percentage of diluted share capital) (XII)	Number of Locked in shares (XIII)		Number of Shares pledged or otherwise encumbered (XIII)		Number of equity shares held in dematerialized form (XIV)	
								No of Voting Rights (XIV)							Total as a % of Total Voting rights	No. (a)	As a % of total Shares held (b)	No. (a)		As a % of total Shares held (b)
								Class eg: X	Class eg: y	Total										
(1)	Indian																			
a	Individual/Hindu Undivided Family	4	778396	0	0	778396	3.68	778396	0	778396	3.68					290000	37.26	778396		
b	Central Government/ State Governments																			
c	Financial Institutions / Banks																			
d	Any other (Specify)	10	8870748	0	0	8870748	41.96	8870748	0	8870748	41.96					2680000	30.21	8870748		
	Name																			
	Sub Total A(1)	14	9649144	0	0	9649144	45.64	9649144	0	9649144	45.64					2970000	30.78	9649144		
(2)	Foreign																			
a	Individual (Non resident Individuals / Foreign Individuals)	1	249341	0	0	249341	1.18	249341		249341	1.18					0	0.00	249341		
b	Government	0	0	0	0	0	0.00	0	0	0	0.00					0	0.00	0		
c	Institutions	0	0	0	0	0	0.00	0	0	0	0.00					0	0.00	0		
d	Foreign Portfolio Investor	0	0	0	0	0	0.00	0	0	0	0.00					0	0.00	0		
e	Any other (Specify)	0	0	0	0	0	0.00	0	0	0	0.00					0	0.00	0		
	Sub Total A(2)	1	249341	0	0	249341	1.18	249341		249341	1.18					0	0.00	249341		
	Total shareholding of Promoter and Promoter Group A) = A(1) + A(2)	15	9898485	0	0	9898485	46.82	9898485		9898485	46.82					2970000	30.00	9898485		
Table III - Statement showing shareholding pattern of the Public shareholder																				
Sr.	Category & Name of the Shareholders (I)	Nos. Of shareholders (III)	No. of fully paid up equity shares held (IV)	No. Of Partly paid-up equity shares held (V)	No. Of shares underlying Depository Receipts (VI)	Total nos. shares held (VII) = (IV)+(V)+(VI)	Shareholding as a % of total no. of shares (calculated as per SCRR, 1957) (VIII) As a % of (A+B+C2)	Number of Voting Rights held in each class of securities (IX)			No. Of Shares Underlying Outstanding convertible securities (X)	No. Of Warrants (XI)	No. Of Shares Underlying Outstanding convertible securities and No. Of Warrants (XI) (a)	Shareholding, as a % assuming full conversion of convertible securities (as a percentage of diluted)	Number of Locked in shares (XIII)		Number of Shares pledged or otherwise encumbered (XIII)		Number of equity shares held in dematerialized form (XIV)	
								No of Voting Rights (XIV)							Total as a % of Total Voting rights	No. (a)	As a % of total Shares held (b)	No. (a)		As a % of total Shares held (b)
								Class eg: X	Class eg: y	Total										
(1)	Institutions																			
a	Mutual Funds/UTI	2	400	0	0	400	0.00	400		400	0.00								0	
b	Venture capital Funds	0	0	0	0	0	0.00	0	0	0	0.00								0	
c	Alternate Investment Funds	0	0	0	0	0	0.00	0	0	0	0.00								0	
d	Foreign Venture Capital Investors	0	0	0	0	0	0.00	0	0	0	0.00								0	
e	Foreign Portfolio Investors	0	0	0	0	0	0.00	0	0	0	0.00								0	
f	Financial Institutions / Banks	8	73205	0	0	73205	0.35	73205		73205	0.35								71033	
g	Insurance Companies	1	269546	0	0	269546	1.28	269546		269546	1.28								269546	
h	Provident Funds / Pension Funds	0	0	0	0	0	0.00	0	0	0	0.00								0	
i	Any other (Specify) - Foreign Banks	0	0	0	0	0	0.00	0	0	0	0.00								0	
	Sub Total B(1)	11	343151	0	0	343151	1.62	343151		343151	1.62								340579	
	Central Government / State Government / President of India	0	0	0	0	0	0.00				0.00								0	
(2)	Sub Total B(2)	0	0	0	0	0	0.00				0.00								0	
(3)	Non-Institutions																			
a	Individuals																			
	Individual Shareholders holding Nominal Share Capital upto Rs.2 Lakhs	9485	3595049	0	0	3595049	17.01	3595049		3595049	17.01								3011826	
	Individual Shareholders holding Nominal Share Capital in excess of Rs.2 Lakhs	18	1509235	0	0	1509235	7.14	1509235		1509235	7.14								1438233	
b	NBFCs Registered with RBI	0	0	0	0	0	0.00	0	0	0	0.00								0	
c	Employee Trusts	0	0	0	0	0	0.00	0	0	0	0.00								0	
d	Overseas Depositories (holding DRs) (balancing figure)	0	0	0	0	0	0.00	0	0	0	0.00								0	
e	Any other	181	5793869	0	0	5793869	27.41	5793869		5793869	27.41								5499503	
	Sub Total B(3)	9684	10898153	0	0	10898153	51.55	10898153		10898153	51.55								9949362	
	Total Public Shareholding (B) = (B)(1)+(B)(2)+(B)(3)	9695	11241304	0	0	11241304	53.18	11241304		11241304	53.18								10289941	
	TOTAL (A) + (B)	9710	21139789	0	0	21139789	100.00	21139789		21139789	98.38								20188426	
	BODY CORPORATE-FOREIGN BODY	3	3203697	0	0	3203697	15.15	3203697		3203697	15.15								3203697	
	CLEARING MEMBER	1	300	0	0	300	0.00	300		300	0.00								300	
	DOMESTIC BODY CORPORATE	144	509624	0	0	509624	2.41	509624		509624	2.41								266091	
	FOREIGN INSTITUTIONAL INVESTOR	1	100	0	0	100	0.00	100		100	0.00								0	
	FOREIGN PORT FOLIO INVESTOR-CORPORATE	1	1985577	0	0	1985577	9.39	1985577		1985577	9.39								1985577	
	LIMITED LIABILITY PARTNERSHIP	1	2954	0	0	2954	0.01	2954		2954	0.01								2954	
	MARGIN TRADING ACCOUNT-CORPORATE	27	35634	0	0	35634	0.17	35634		35634	0.17								35634	
	OVERSEAS CORPORATE BODY	1	50933	0	0	50933	0.24	50933		50933	0.24								50933	
	TRUST	2	5050	0	0	5050	0.02	5050		5050	0.02								5050	
	TOTAL	181	5793869	0	0	5793869	27.41	5793869		5793869	27.41								5499503	




Table IV - Statement showing shareholding pattern of the Non Promoter- Non Public shareholder

Sr.	Category & Name of the Shareholders (I)	Nos. Of shareholders (III)	No. of fully paid up equity shares held (IV)	No. Of Partly paid up equity shares held (V)	No. Of shares underlying Depository Receipts (VI)	Total nos. shares held (VII) = (IV)+(V)+(VI)	Shareholding as a % of total no. of shares (calculate as per SCRR, 1957) (VIII) As a % of (A+B+C2)	Number of Voting Rights held in each class of securities (IX)			No. Of Underlying Outstanding convertible securities (X)	No. Of Warrants (XI) (a)	Shareholding, as a % assuming full conversion of convertible securities (as a percentage of diluted share capital) (XI) = (VII)+(X) As a % of (A+B+C2)	Number of Locked in shares (XII)		Number of Shares pledged or otherwise encumbered (XIII)		Number of equity shares held in dematerialized form (XV)
								No of Voting Rights	Class eg: X	Total				No.	As a % of total Shares held (b)	No.	As a % of total Shares held (b)	
(1)	Custodian / DRHolder																	
(a)	Name of DR Holder if available																	
(2)	Employee Benefit Trust (under SEBI (Share Based Employee Benefit) Regulations, 2014)																	
	Total Non-Promoter - Non Public Shareholding (C) = (C) (1) +(C) (2)	0	0	0	0	0	0	0	0	0	0	0	0	0	0	0	0	0

[Handwritten Signature]

