

General information about company	
Scrip code	504220
Name of the company	W.S.INDUSTRIES (INDIA) LIMITED
Class of Security	EQUITY
Type of report	Quarterly
Quarter Ended	30-09-2016
Date of allotment / extinguishment (in case Capital Restructuring selected) / Listing Date	
Shareholding pattern filed under	Regulation 31 (1) (b)

Sr. No.	Particular	Yes/No
1	Whether the Listed Entity has issued any partly paid up shares?	NO
2	Whether the Listed Entity has issued any Convertible Securities ?	NO
3	Whether the Listed Entity has issued any Warrants ?	NO
4	Whether the Listed Entity has any shares against which depository receipts are issued?	NO
5	Whether the Listed Entity has any shares in locked-in?	NO
6	Whether any shares held by promoters are pledge or otherwise encumbered?	YES
7	Whether company has equity shares with differential voting rights	NO




Table 1 - Summary Statement holding of specified securities

Category (i)	Category of shareholder (ii)	Nos. Of shareholders (iii)	No. of fully paid up equity shares held (iv)	No. Of Partly paid-up equity shares held (v)	No. Of underlying Depository Receipts (vi)	Total nos. shares held (vii) = (iv)+(v)+(vi)	Shareholding as a % of total no. of shares (calculated as per SCRR, 1957) (viii) As a % of (A+B+C2)	Number of Voting Rights held in each class of securities (ix)			No. Of Underlying convertible securities (x)	No. Of Warrants (xi)	No. Of Underlying convertible securities and Warrants (xii) (a)	Shareholding, as a % assuming full conversion of convertible securities (as a percentage of diluted share capital) (xi)+(xii) As a % of (A+B+C2)	Number of Locked in shares (xiii)		Number of Shares pledged or otherwise encumbered (xiv)		Number of equity shares held in dematerialized form (xiv)
								No of Voting (xiv) Rights		Total as a % of (A+B+C)					No. (a)	As a % of total Shares held (b)	No. (a)	As a % of total Shares held (b)	
								Class eg: X	Class eg: Y										
(A)	Promoter & Promoter Group	15	9898485	0	0	9898485	46.82					2970000	46.82			2970000	30.00	9898485	
(B)	Public	9690	11241304	0	0	11241304	53.18						53.18				NA	10289304	
(C)	Non Promoter- Non Public																NA		
(C1)	Shares Underlying DRs																NA		
(C2)	Shares held by Employee Trusts																NA		
	Total	9705	21139789	0	0	21139789	100.00						100.00				NA	20187789	




Table II - Statement showing shareholding pattern of the Promoter and Promoter Group

Sr.	Category & Name of the Shareholders (1)	Nos. Of shareholders (iii)	No. of fully paid up equity shares held (iv)	No. Of Partly paid-up equity shares held (v)	No. Of shares underlying Depository Receipts (vi)	Total nos. shares held (vii) = (iv)+(v)+(vi)	Shareholding as a % of total no. of shares (calculated as per SCRR, 1957) As a % of (A+B+C2)	Number of Voting Rights held in each class of securities (ix)			No. Of Shares Underlying Outstanding convertible securities (X)	No. Of Warrants (xi)	No. Of Shares Underlying Outstanding convertible securities and No. Of Warrants (X)+(xi) (a)	Shareholding, as a % assuming full conversion of convertible securities (as a percentage of diluted share capital) (X)+(vii)+(X) As a % of (A+B+C2)	Number of Locked in shares (Xii)		Number of Shares pledged or otherwise encumbered (Xiii)	Nurt of ec sha hek dema lized (X)
								Class eg: X	Class eg: y	Total					No. (a)	As a % of total Shares held (b)		
(1)	Indian																	
a	Individual/Hindu Undivided Family	4	778396	0	0	778396	3.68	778396	0	778396	3.68	290000	37.26	290000	37.26	77		
b	Central Government/ State Governments																	
c	Financial Institutions / Banks																	
d	Any other (Specify)	10	8870748	0	0	8870748	41.96	8870748	0	8870748	41.96	2680000	30.21	2680000	30.21	887		
	Name	14	9649144	0	0	9649144	45.64	9649144	0	9649144	45.64	2970000	30.78	2970000	30.78	964		
(2)	Foreign																	
a	Individual (Non resident Individuals / Foreign Individuals)	1	249341	0	0	249341	1.18	249341	0	249341	1.18	0	0.00	0	0.00	24		
b	Government	0	0	0	0	0	0.00	0	0	0	0.00	0	0.00	0	0.00	0		
c	Institutions	0	0	0	0	0	0.00	0	0	0	0.00	0	0.00	0	0.00	0		
d	Foreign Portfolio Investor	0	0	0	0	0	0.00	0	0	0	0.00	0	0.00	0	0.00	0		
e	Any other (Specify)	0	0	0	0	0	0.00	0	0	0	0.00	0	0.00	0	0.00	0		
	Sub Total A(2)	1	249341	0	0	249341	1.18	249341	0	249341	1.18	0	0.00	0	0.00	24		
	Total shareholding of Promoter and Promoter Group (A) = (A)(1) + (A)(2)	15	9898485	0	0	9898485	46.82	9898485	0	9898485	46.82	2970000	30.00	2970000	30.00	989		




Table III - Statement showing shareholding pattern of the Public shareholder

Sr.	Category & Name of the Shareholders (I)	Nos. Of shareholders (III)	No. of fully paid up equity shares held (IV)	No. of Partly paid-up equity shares held (V)	No. Of shares underlying Depository Receipts (VI)	Total nos. shares held (VII) = (IV)+(V)+(VI)	Shareholding as a % of total no. of shares (calculated as per SCRR, 1957) As a % of (A+B+C2) (VIII)	Number of Voting Rights held in each class of securities (IX)			No. Of Shares Underlying Outstanding convertible securities (X)	No. Of Warrants (XI) (a)	Shareholding, as a % assuming full conversion of convertible securities (diluted share capital) As a % of (A+B+C2) (XI) = (VII)+(X) As a % of (A+B+C2)	Number of Locked in shares (XII)		Number of Shares pledged or otherwise encumbered (XIII)	Num of eq share held dematized f (XIV)
								Class eg: X	Class eg: Y	Total				No. (a)	As a % of total Shares held (b)		
(1)	Institutions																
a	Mutual Funds/UTI	2	400	0	0	400	0.00	400	0	400	0.00	0.00	0.00	NA	NA	NA	
b	Venture Capital Funds	0	0	0	0	0	0.00	0	0	0	0.00	0.00	0.00	NA	NA	NA	
c	Alternate Investment Funds	0	0	0	0	0	0.00	0	0	0	0.00	0.00	0.00	NA	NA	NA	
d	Foreign Venture Capital Investors	0	0	0	0	0	0.00	0	0	0	0.00	0.00	0.00	NA	NA	NA	
e	Foreign Portfolio Investors	0	0	0	0	0	0.00	0	0	0	0.00	0.00	0.00	NA	NA	NA	
f	Financial Institutions / Banks	8	73205	0	0	73205	0.35	73205	0	73205	0.35	0.35	0.35	NA	NA	71	
g	Insurance Companies	1	269546	0	0	269546	1.28	269546	0	269546	1.28	1.28	1.28	NA	NA	269	
h	Provident Funds / Pension Funds	0	0	0	0	0	0.00	0	0	0	0.00	0.00	0.00	NA	NA	0	
i	Any other (Specify) - Foreign Banks	0	0	0	0	0	0.00	0	0	0	0.00	0.00	0.00	NA	NA	0	
	Sub Total B(1)	11	343151	0	0	343151	1.62	343151	0	343151	1.62	1.62	1.62	NA	NA	340	
(2)	Central Government / State Government / President of India	0	0	0	0	0	0.00	0	0	0	0.00	0.00	0.00	NA	NA	0	
	Sub Total B(2)	0	0	0	0	0	0.00	0	0	0	0.00	0.00	0.00	NA	NA	0	
(3)	Non-Institutions																
a	Individuals																
	Individual Shareholders holding Nominal Share Capital upto Rs.2 Lakhs	9450	3499860	0	0	3499860	16.56	3499860	0	3499860	16.56	16.56	16.56	NA	NA	2916	
	Individual Shareholders holding Nominal Share Capital in excess of Rs.2 Lakhs	19	1531867	0	0	1531867	7.25	1531867	0	1531867	7.25	7.25	7.25	NA	NA	1460	
b	NBFCs Registered with RBI	0	0	0	0	0	0.00	0	0	0	0.00	0.00	0.00	NA	NA	0	
c	Employee Trusts	0	0	0	0	0	0.00	0	0	0	0.00	0.00	0.00	NA	NA	0	
	Overseas Depositories (holding DRs) (balancing figure)	0	0	0	0	0	0.00	0	0	0	0.00	0.00	0.00	NA	NA	0	
d	Any other	210	5866426	0	0	5866426	27.75	5866426	0	5866426	27.75	27.75	27.75	NA	NA	5571	
e	Sub Total B(3)	9690	11241304	0	0	11241304	53.18	11241304	0	11241304	53.18	53.18	53.18	NA	NA	10289	
	Sub Total B(1)+(2)+(3)	210	5866426	0	0	5866426	27.75	5866426	0	5866426	27.75	27.75	27.75	NA	NA	5571	
	TOTAL (A) + (B)	9705	21139789	0	0	21139789	100.00	21139789	0	21139789	100.00	100.00	100.00	NA	NA	20187	
	BODY CORPORATE-FOREIGN BODY	3	3230000	0	0	3230000	15.28	3230000	0	3230000	15.28	15.28	15.28	NA	NA	3230	
	CLEARING MEMBER	11	11488	0	0	11488	0.05	11488	0	11488	0.05	0.05	0.05	NA	NA	11	
	DOMESTIC BODY CORPORATE	150	542211	0	0	542211	2.56	542211	0	542211	2.56	2.56	2.56	NA	NA	298	
	FOREIGN INSTITUTIONAL INVESTOR	1	100	0	0	100	0.00	100	0	100	0.00	0.00	0.00	NA	NA	0	
	FOREIGN PORT FOLIO INVESTOR-CORPORATE	1	1985577	0	0	1985577	9.39	1985577	0	1985577	9.39	9.39	9.39	NA	NA	1985	
	LIMITED LIABILITY PARTNERSHIP	1	2954	0	0	2954	0.01	2954	0	2954	0.01	0.01	0.01	NA	NA	2	
	MARGIN TRADING ACCOUNT-CORPORATE	40	38113	0	0	38113	0.18	38113	0	38113	0.18	0.18	0.18	NA	NA	38	
	OVERSEAS CORPORATE BODY	1	50933	0	0	50933	0.24	50933	0	50933	0.24	0.24	0.24	NA	NA	5	
	TRUST	2	5050	0	0	5050	0.02	5050	0	5050	0.02	0.02	0.02	NA	NA	5	
	TOTAL	210	5866426	0	0	5866426	27.75	5866426	0	5866426	27.75	27.75	27.75	NA	NA	5571	




Table IV - Statement showing shareholding pattern of the Non Promoter- Non Public shareholder

Sr.	Category & Name of the Shareholders (I)	Nos. Of shareholder (III)	No. of fully paid up equity shares held (IV)	No. of Partly paid up equity shares held (V)	No. Of shares underlying Depository Receipts (VI)	Total nos. shares held (VII) = (IV)+(V)+(VI)	Shareholding as a % of total no. of shares - (calculated as per SCRR, 1957) (VIII) As a % of (A+B+C2)	Number of Voting Rights held in each class of securities (IX)			No. Of Underlying Outstanding convertible securities (X)	No. Of Warrants (XI)	No. Of Shares Underlying convertible securities and No. Of Warrants (XI) (a)	Shareholding, as a % assuming full conversion of convertible securities (as a percentage of diluted share capital) (X) = (VII)+(X) As a % of (A+B+C2)	Number of Locked in shares (XII)		Number of Shares pledged or otherwise encumbered (XIII)		Number of equity shares held in dematerialized form (XIV)
								No of Voting Rights	Class eg: X	Class eg: Y					Total	As a % of total Shares held (b)	No. (a)	As a % of total Shares held (b)	
(1)	Custodian / DRHolder																		
(a)	Name of DR Holder if available																		
(2)	Employee Benefit Trust (under SEBI (Share Based Employee Benefit) Regulations, 2014)																		
	Total Non-Promoter - Non Public Shareholding (C) = (C) (1) +(C) (2)	0	0	0	0	0	0	0	0	0	0	0	0	0	0	0	0	0	0

